









Bacino: F. Lambro BESANA BRIANZA	Cabina Edison -	N. 28	
2.00		Terreno vegetale	lat. N. = 45° 41' 50" long. O = 3° 11' 22" qt. m. = 287 data = febb. 1963
9.00		Ghiaia con ciottoli e trovanti	
19.00		Argilla cinerea e ghiaia	
22.00		Calcare compatto durissimo	
25.00		Argilla cinerea, ghiaia	
28.50		Argilla e arenaria	
54.00		Arenaria compatta	
57.00		Calcare scuro	

0150210028